



Suite Engine Channel Sales Manager Release Notes

Product: Channel Sales Manager for Amazon

Release: 3.1

Version: 3.1.2023102723.103923

Release Date: 10/27/2023

Minimum Business Central Version Compatibility: 20.0

Please install this release in your Business Central sandbox environment for testing. It is Suite Engine's recommendation that you test not only the areas specifically addressed within this release but all of your business processes, so that you may confirm that changes introduced in this release have not created issues in other parts of your application. These release notes should be fully reviewed as part of your testing process, as they may include information on new setup and configuration requirements.

If you encounter issues in your testing, please contact your Suite Engine partner or file a support ticket at <https://suiteengine.com/support>.

Once you have completed testing in your sandbox, you can proceed to installing this release in your live environment. Suite Engine recommends that users be logged out of Business Central prior to installation of the release; if this is not possible, please advise your users that it may be necessary to refresh or log out/log in to Business Central in order to continue working with the application.

This release is issued under the assumption that you have kept your existing Suite Engine applications current. Suite Engine cannot be held responsible for any issues that arise out of installing this release into an out-of-date environment.

This release is compatible with the Business Central version listed above as the **Minimum Business Central Version Compatibility** and all subsequent Business Central versions; if you are deploying this release in a Business Central environment that has an earlier version than this value, functionality may not work as intended.

This release may introduce new table objects or modifications to existing ones. If you are maintaining configuration packages for the purpose of moving data to and from database environments, you are advised to take note of any table changes (for a complete list of release objects, see [here](#)) and make any adjustments to these packages as needed.

Release Overview

Features and Functionality

- CSM for Amazon has been updated to support sellers who have obtained a Restricted Data Token (RDT) from Amazon. An RDT provides the authorization to obtain personal information such as shipping address details as part of API calls to Amazon. See the [in-depth feature description](#) for more details.
- The results message that is presented following the execution of the test channel communication action has been updated to provide more clear information about test results.
- A new **Pallet Label Page Type** field has been added to the **FBA Inbound Shipment** page. This allows companies that are creating LTL shipments to select the format of their pallet labels.
- When a fee posting worksheet is generated for a CSM Amazon financial event group, only those financial event group transactions whose assigned event type is set to allow G/L posting will be added to the worksheet lines.

Suite Engine, LLC

2405 Satellite Blvd Ste 225, Duluth GA 30096

888-695-5010 | suiteengine.com



Corrections

- If CSM for Amazon was installed in an environment with other sales channels and any of these sales channels had a blank API set, attempting to open that sales channel would result in an error. This has been corrected.
- A Next function for the UPDATEINVENTORYSUPPL function was not included as part of CSM for Amazon's default dataload. This has been corrected.
- The default automation type for the UPDATEAMZFEED automation routine was incorrect. This has been corrected.

Miscellaneous

- The default throttle values for the SP-API GETORDERS function have been adjusted to the values suggested by Amazon in their documentation.
- CSM for Amazon's automated test scripts have been expanded to include additional testing scenarios.
- The process by which CSM determines whether CSM is in live or test mode has been moved from CSM for Amazon and to Suite Engine's subscription extension.
- The resourceExposurePolicy setting introduced by Microsoft to permit richer access control has been added to CSM for Amazon.

In-Depth Features

To protect its customers' Personal Identifiable Information (PII), Amazon will not by default include shipping address information as part of an API call response. In order to retrieve this information, special authorization in the form of a Restricted Data Token (RDT) must be present.

The determination as to whether your organization requires an RDT depends on your fulfillment relationship with Amazon. If your sole fulfillment method with Amazon is FBA, these details are probably not relevant. If you operate under an FBM model, however, it is necessary for you to have this information, and an RDT could be desirable.

To obtain an RDT:

1. Log in into your Amazon Seller Central account.
2. Open the menu of account options, choose the **Apps and Services** group, then choose the **Develop Apps** option.
3. On the **Developer Central** page, locate the app you have set up for integration to Business Central, then choose the **Edit App** action.
4. In the list of available roles, choose the role for **Direct-to-Consumer Shipping** (you can also choose the roles for **Tax Remittance** and **Tax Invoicing**, although CSM does not support any corresponding functionality for these areas).
5. The app registration page will expand and require you to fill out a number of questions regarding the manner in which your organization treats data and keeps it secure.
6. When you are done answering these questions, you can save the app.

The application for an RDT will automatically be submitted to Amazon support, where it will be reviewed. Response time for this request can be as long as two weeks.

Note: if you are unable to acquire an RDT with Amazon, it is still possible to obtain shipping address information for the sales orders you retrieve into Business Central. From within Seller Central, it is possible to request and download a report of unshipped orders. This report can then be imported into Business Central.

Suite Engine, LLC

2405 Satellite Blvd Ste 225, Duluth GA 30096


888-695-5010 | suiteengine.com



If you do obtain an RDT, there is an additional value you must provide as part of your API credentials in Business Central:

- **App ID:** the ID of the app that was set up for Business Central integration in Amazon Developer Central. You can obtain this information from the **Developer Central** page in Amazon. The format of the app ID will be *amzn1.sp.solution.[xxx]*, where [xxx] is a unique number that has been assigned to your application.

You can either enter the app ID in the CSM Amazon Setup Wizard as part of the initial sales channel creation process, or manually add it on the **CSM Amazon** FastTab of the **API Credentials** page that you have set up for your Amazon sales channels in Business Central. CSM for Amazon requires the setup of multiple API credential lines; it is only necessary to assign the app ID to the first, “global,” record (identified as having a blank API function code).


In addition to supplying an app ID as part of your Amazon API credentials, it is also necessary to enable your RDT on your Amazon sales channels:

1. Choose the  icon, enter **CSM Sales Channels**, and then choose the related link.
2. Open the sales channel record for which you want to enable your RDT.
3. Within the **Amazon Seller and API Data** FastTab, there is an **Amazon Restricted Data Token Setup** section. This area is automatically populated with lines for the different API functions that involve the RDT.
4. On each line, place check marks in the **Enable** field.
5. For each API function, place check marks in the **Buyer Info**, **Shipping Address**, and **Buyer Tax Information** fields to indicate which types of information you want the RDT to retrieve as part of API calls made with that function. The default setup is recommended:

Amazon Restricted Data Token Setup					
					
Enable		API Set Code ↑	API Function Code ↑	Buyer Info	Shipping Address
→	<input checked="" type="checkbox"/>	AMAZON_SPAPI	GETQBDREITEMS	<input checked="" type="checkbox"/>	<input type="checkbox"/>
	<input checked="" type="checkbox"/>	AMAZON_SPAPI	GETQBDREBS	<input checked="" type="checkbox"/>	<input checked="" type="checkbox"/>
	<input checked="" type="checkbox"/>	AMAZON_SPAPI	GETORDERS_NEXT	<input checked="" type="checkbox"/>	<input checked="" type="checkbox"/>
	<input checked="" type="checkbox"/>	AMAZON_SPAPI	GETSINGLEORDER	<input checked="" type="checkbox"/>	<input checked="" type="checkbox"/>

Note: CSM will attempt to include the selected information types as part of API calls to Amazon. If you choose an information type to which you have not been granted RDT access by Amazon, your API calls will fail. For example, if you did not obtain access to buyer tax information and you enabled these values, your API calls to Amazon would be unsuccessful.

The first time that an API call is made for one of these functions, CSM will store these enabled information types so that they may be used for future API calls. If at any point you want to change the enabled information types for one of these functions, it is necessary to delete the existing configuration:

1. Choose the  icon, enter **API Shared Sessions**, and then choose the related link.
2. Open the shared session for your Amazon APIs.
3. On the **Restricted Data Tokens** FastTab, choose the line for all orders retrieval (it will have a path of */orders/v0/orders*).
4. Choose the **Delete Line** action.



The next time you execute the relevant API function(s) a new Restricted Data Token line will be created on the shared session. The data elements for this line will reflect any changes you have made on the sales channel.

Release Objects

The following objects have been created, modified, or removed as part of this release:

Object Type	Object ID	Object Name	Action
Table	70338327	CSM Amazon Fin Event Group	Modified
Table	70338333	CSM FBA Shipment Header	Modified
Table	70338345	CSM Amazon RDT	Created
Table	70338347	CSM Amazon RDT Setup	Created
Page	70338326	CSM Amazon Setup Wizard	Modified
Page	70338339	CSM FBA Shipment	Modified
Page	70338359	CSMAmazon RDT ListPart	Created
Page	70338360	CSM Amazon RDT Setup	Created
Codeunit	70338325	CSM Amazon Utility Functions	Modified
Codeunit	70338328	CSM Stripe Integration Amazon	Modified
Codeunit	70338329	CSM Amazon Data Load	Modified
Codeunit	70338330	CSM Amazon Feed Mgt.	Modified
Codeunit	70338338	CSMAmzn Define UpgradeTags	Created
Codeunit	70338339	CSM Amazon Upgrade	Modified
Codeunit	70338340	CSM SP API Processing	Modified
Codeunit	70338341	CSMAmazonRDT	Created
Codeunit	70338371	CSMAmazonTestAzureKeyVault	Modified
Codeunit	70338372	CSM Amazon Test Library	Modified
Codeunit	70338373	CSM Amazon Test	Modified
PermissionSet	70338325	CSM For Amazon	Modified

Release Extensions

The following extensions have been created, modified, or removed as part of this release:

Object Type	Object ID	Object Name	Action	Extends
TableExtension	70338326	CSMAPICredentialAMZN	Modified	CSM API Credential
TableExtension	70338329	CSM Amazon API Shared Session	Created	CSM API Shared Session
PageExtension	70338328	CSMAmazonAPICredential	Modified	CSM API Credential
PageExtension	70338333	CSM Amazon Sales Channel	Modified	CSM Sales Channel
PageExtension	70338335	CSMAmazonSharedSession	Created	CSM API Shared Session